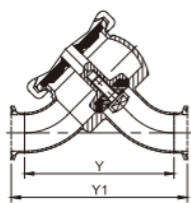
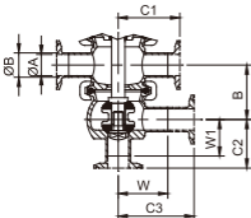


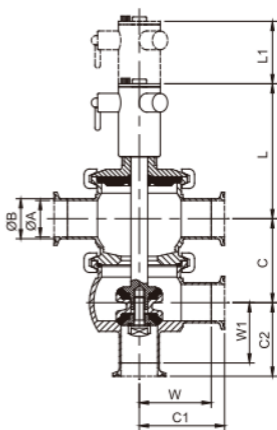
SIZE	1.0"	1.5"	2.0"	2.5"	3.0"	4.0"
ØA	22.1	34.8	47.5	60.2	72.9	97.4
ØB	25.4	38.1	50.8	63.5	76.2	101.6
C	56.7	80	92.4	120	128	150.8
C1	58.5	81.2	85.7	103.1	116.4	114.3
C2	50.6	61	65.4	72.1	79.7	114.3
C3	81.4	—	—	—	—	—
L	101	126	135	167	170	645.7
L1	17	25	25	32	36	38
W	59.9	68.5	73	90.4	103.7	98.5
W1	52	57.4	66.8	79.5	96.1	98.5
Y	96.1	142.3	168.6	211.6	244.7	303.1
Y1	121.5	167.7	194	237	270.1	334.7
(W/W1)+SMS male	19	23	23	27	27	—
(W/W1)+IDF male	21.5	21.5	21.5	21.5	21.5	—
(W/W1)+RJT male	27	27	27	27	27	—



Y Type



SIZE:1.0"



SIZE:1.5"-3.0"